

Heritage K-8 Charter

School Accountability Report Card Reported Using Data from the 2018—19 School Year California Department of Education

By February 1 of each year, every school in California is required by state law to publish a School Accountability Report Card (SARC). The SARC contains information about the condition and performance of each California public school. Under the Local Control Funding Formula (LCFF) all local educational agencies (LEAs) are required to prepare a Local Control and Accountability Plan (LCAP), which describes how they intend to meet annual school-specific goals for all pupils, with specific activities to address state and local priorities. Additionally, data reported in an LCAP is to be consistent with data reported in the SARC.


- For more information about SARC requirements, see the California Department of Education (CDE) SARC web page at <https://www.cde.ca.gov/ta/ac/sa/>.
- For more information about the LCFF or LCAP, see the CDE LCFF web page at <https://www.cde.ca.gov/fq/aa/lc/>.
- For additional information about the school, parents/guardians and community members should contact the school principal or the district office.

DataQuest

DataQuest is an online data tool located on the CDE DataQuest web page at <https://dq.cde.ca.gov/dataquest/> that contains additional information about this school and comparisons of the school to the district and the county. Specifically, DataQuest is a dynamic system that provides reports for accountability (e.g., test data, enrollment, high school graduates, dropouts, course enrollments, staffing, and data regarding English learners).

Internet Access

Internet access is available at public libraries and other locations that are publicly accessible (e.g., the California State Library). Access to the Internet at libraries and public locations is generally provided on a first-come, first-served basis. Other use restrictions may include the hours of operation, the length of time that a workstation may be used (depending on availability), the types of software programs available on a workstation, and the ability to print documents.



Shawn Roner, Executive Director

Principal, Heritage K-8 Charter

About Our School

The purpose of the School Accountability Report Card (SARC) is to provide parents and the community information about our school, its programs, and its performance. The SARC serves as an important form of communication between Heritage K-8 Charter School and the community.

Since its doors opened in 2003, Heritage K-8 Charter School has remained committed to its original mission of improving student achievement through a rigorous curriculum that focuses on the mastery of fundamental skills and knowledge and the importance of character education. After sixteen years, Heritage K-8 Charter Schools has created a legacy of high academic achievement.

At the heart of Heritage K-8 Charter School's success is its belief that parents are the primary educators of their students. Because we believe parents are ultimately responsible for the moral and intellectual development of their children, the school works in partnership with parents to help them fulfill those responsibilities. We encourage parents to participate in their student's education and become involved in every aspect of the learning process.

We invite you to learn more about our academic programs by visiting our website at www.amhcs.org.

Shawn Roner, Executive Director

Heritage K-8 Charter 1855 East Valley Pkwy.
Escondido, CA 92027-2517
Phone: 760-737-3154 | E-mail: sroner@amhcs.org

Contact

*Heritage K-8 Charter
1855 East Valley Pkwy.
Escondido, CA 92027-2517*

*Phone: 760-737-3154
Email: sroner@amhcs.org*

About This School

Contact Information (School Year 2019—20)

District Contact Information (School Year 2019—20)	
District Name	Escondido Union
Phone Number	(760) 432-2400
Superintendent	Luis Rankins-Ibarra
Email Address	libarra@eusd.org
Website	http://www.eusd.org

School Contact Information (School Year 2019—20)	
School Name	Heritage K-8 Charter
Street	1855 East Valley Pkwy.
City, State, Zip	Escondido, Ca, 92027-2517
Phone Number	760-737-3154
Principal	Shawn Roner, Executive Director
Email Address	roner@amhcs.org
Website	http://www.amhcs.org/
County-District-School (CDS) Code	37680980101535

Last updated: 1/22/2020

School Description and Mission Statement (School Year 2019—20)

Educational Program Learning Options

The School offers two distinct approaches to instruction - Traditional Learning and Flex Learning. In the Traditional Learning option, students attend classes five days per week with classroom instruction, small group discussions, and student presentations. The Traditional Learning option is offered at Heritage Elementary (grades K-6) and Heritage Junior High (grades 7-8). The Flex Learning option provides a range of learning opportunities from a hybrid approach that utilizes the best features of classroom instruction coupled with home learning, to full home learning. The Flex Learning option is offered at Heritage Flex Academy (grades K-8).

Heritage Elementary (Grades K-6)

Heritage Elementary serves students in kindergarten through sixth grade in a traditional classroom setting. The students work with one teacher in the same classroom throughout the day. Class sizes are intentionally kept small to ensure that each student gets the attention he or she deserves.

At Heritage Elementary, we focus on fundamentals. We teach students foundational math, reading, grammar, history, and science. We help them to develop the practical skills of observation, listening, and memorization through class activities that are designed to train their young minds and help them develop personal learning strategies that will make learning easier over time.

In addition to the fundamentals, we believe strongly that character counts. Each month, we highlight positive character traits that we hope our students will adopt. We use age-appropriate books with positive messages to introduce concepts such as integrity, industriousness, and responsibility to our students.

Heritage Junior High (Grades 7-8)

Heritage Junior High is a classroom-based Traditional Learning option for grades seven and eight. At this stage, our role is to take students who have acquired fundamental knowledge in elementary school and help them develop the critical thinking skills they will need as they move on to high school. Our curriculum is rigorous, but that rigor is necessary to prepare them for the challenging academics they will encounter in the high school environment.

Even as we introduce our students to higher-order thinking, we remain committed to our focus on fundamentals. Reading and writing are essential to academic success, and we emphasize both. We use a Great Books curriculum for our literature classes, and we require additional English classes in academic writing. For math, we use the Saxon method, which is the same method used in our elementary and high schools, giving our students a seamless transition from one school to the next. We teach physical science and earth science and help our students to understand the scientific method. For our history classes, we focus on western civilization and U.S. history. We believe it is imperative for our students to understand the roots of our uniquely American culture, so they can place current events in perspective. We offer enrichment courses in the arts and foreign language, and we offer curricular clubs to help round out each student's experience.

The manner in which we use technology in the classroom - in what we call a "blended" environment - is one of the unique features of Heritage Junior High. Blended classes utilize technology to teach the factual content, giving teachers more time to spend with their students face to face, developing critical-thinking and logic skills. The interactive electronic lessons can be accessed from anywhere, so students can prepare for a class while at home and then participate in discussions or activities about the material with their teacher in the classroom. Of course, not all subjects are suited for a blended environment. We have found that the natural and social sciences are the two areas where we get the most gain using the blended approach. Math, Great Books, and academic writing rely heavily on personal interaction with the teacher in the classroom where the teacher has an opportunity to evaluate the learning process continuously.

Heritage Flex Academy (Grades K-8)

Classically inspired Heritage Flex Academy offers two options to suit the needs of home-learning families. Both options include an opportunity to take one-day-a-week exploratory courses throughout the year on topics such as dance, Latin, culinary arts, art, student leadership, yearbook, and physical education.

Flex Hybrid

Heritage Flex Academy offers a hybrid classroom/home learning program that incorporates the best of our classically-inspired classroom instruction with home instruction by parent educators using teacher-designed lesson plans. Students enrolled in the Hybrid Learning option receive professional instruction on campus, two days a week, and learn at home under the mentorship of their parents the remaining three days. We use a Great Books curriculum for our literature classes, and for math, we use the Saxon method, which is the same method used in our high school, giving our students a seamless transition from one school to the next. Parents who choose the Hybrid Learning option are able to select either a Tuesday/Thursday schedule or a Wednesday/Friday schedule. Class sizes are small, and the curriculum is thoughtfully designed to facilitate easy parent interaction with the required material. The Heritage Flex Academy curriculum also recognizes the central role that art and music play in a young student's intellectual development. Therefore, art and music are integrated into the core curriculum. Additional arts, athletics, and tutorial services are available as optional electives on Exploration Monday.

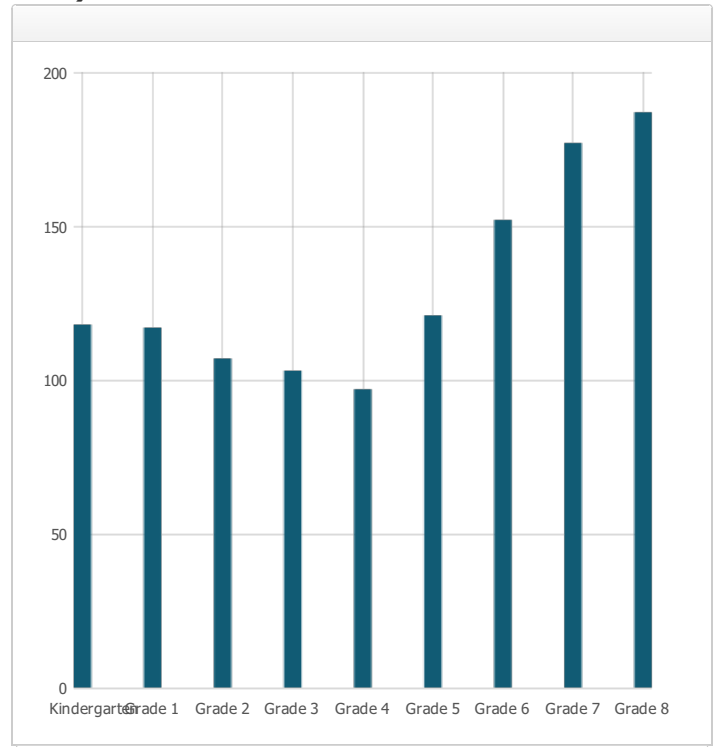
Flex Home Learning

At Heritage Flex Academy, parents have the option of teaching their students at home five days a week, through our Home Learning option, using a classically-inspired curriculum designed with the parent educator in mind. Each family is provided with support from a highly-qualified credentialed teacher, known as an Academic Adviser. Our Academic Advisers have served many years in the home school community and are familiar with a broad scope of home-school friendly curricula. They can help parents to navigate the classically-inspired curriculum options we recommend, and they can consider parent suggestions for new curriculum, when the coursework meets our rigorous standards. Curriculum selection is truly a partnership where the needs of the parents and the students are carefully considered and a course of study is tailored to the talents of each student. Academic Advisers also facilitate regular meetings with parents and students and are available to answer questions, or for consultation, coaching, and support.

Last updated: 1/22/2020

Student Enrollment by Grade Level (School Year 2018—19)

Grade Level	Number of Students
Kindergarten	118
Grade 1	117
Grade 2	107
Grade 3	103
Grade 4	97
Grade 5	121
Grade 6	152
Grade 7	177
Grade 8	187
Total Enrollment	1179



Last updated: 1/22/2020

Student Enrollment by Student Group (School Year 2018—19)

Student Group	Percent of Total Enrollment
Black or African American	1.90 %
American Indian or Alaska Native	1.00 %
Asian	5.30 %
Filipino	4.60 %
Hispanic or Latino	43.50 %
Native Hawaiian or Pacific Islander	0.40 %
White	39.80 %
Two or More Races	2.50 %
Student Group (Other)	Percent of Total Enrollment
Socioeconomically Disadvantaged	43.90 %
English Learners	4.90 %
Students with Disabilities	3.50 %
Foster Youth	0.10 %
Homeless	%

A. Conditions of Learning

State Priority: Basic

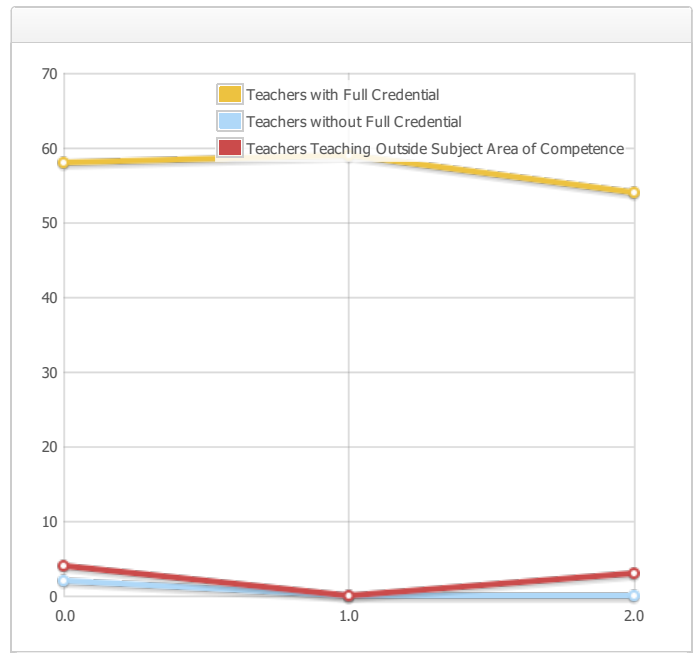
The SARC provides the following information relevant to the State priority: Basic (Priority 1):

- Degree to which teachers are appropriately assigned and fully credentialed in the subject area and for the pupils they are teaching;
- Pupils have access to standards-aligned instructional materials; and
- School facilities are maintained in good repair

Teacher Credentials

District staff information is not available, therefore the district section will remain blank.

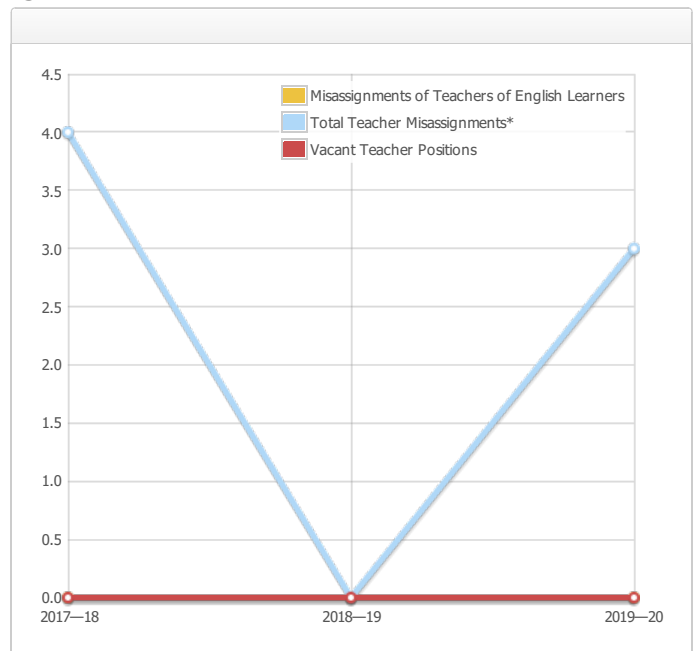
Teachers	School 2017 — 18	School 2018 — 19	School 2019 — 20	District 2019— 20
With Full Credential	58	59	54	
Without Full Credential	2	0	0	
Teachers Teaching Outside Subject Area of Competence (with full credential)	4	0	3	



Last updated: 1/16/2020

Teacher Misassignments and Vacant Teacher Positions

Indicator	2017— 18	2018— 19	2019— 20
Misassignments of Teachers of English Learners	0	0	0
Total Teacher Misassignments*	4	0	3
Vacant Teacher Positions	0	0	0



Note: "Misassignments" refers to the number of positions filled by teachers who lack legal authorization to teach that grade level, subject area, student group, etc.

* Total Teacher Misassignments includes the number of Misassignments of Teachers of English Learners.

Last updated: 1/16/2020

Quality, Currency, Availability of Textbooks and Other Instructional Materials (School Year 2019—20)

Year and month in which the data were collected: January 2020

Subject	Textbooks and Other Instructional Materials/year of Adoption	From Most Recent Adoption?	Percent Students Lacking Own Assigned Copy
Reading/Language Arts	<p style="text-align: center;">Heritage Elementary</p> <p>California Treasures Volume 1 Teacher's Edition 978-0-02-199997-2 California Treasures Volume 2 Teacher's Edition 978-0-02-199998-9 California Treasures Volume 3 Teacher's Edition 978-0-02-199999-6 California Treasures Volume 4 Teacher's Edition 978-0-02-200001-1 California Treasures Volume 5 Teacher's Edition 978-0-02-200002-8 California Treasures Volume 6 Teacher's Edition 978-0-02-200003-5 California Treasures Volume 7 Teacher's Edition 978-0-02-201922-8 California Treasures Volume 8 Teacher's Edition 978-0-02-201923-5 California Treasures Volume 9 Teacher's Edition 978-0-02-201924-2 California Treasures Volume 10 Teacher's Edition 978-0-02-201925-9 CA Treasures Volume 1.1 0-02-199961-9 CA Treasures Volume 1.2 0-02-199962-7 CA Treasures Volume 1.3 0-02-199963-5 CA Treasures Volume 1.4 0-02-199964-3 CA Treasures Volume 1.5 0-02-199965-1 CA Treasures Volume 1.6 0-02-202195-7 - 2009 MacMillan-McGraw Hill CA Treasures Volume 2.1 0-02-199966-X CA Treasures Volume 2.2 0-02-199967-8 CA Treasures Volume 3.1 0-02-199968-6 CA Treasures Volume 3.2 0-02-199969-4 - 2009 MacMillan-McGraw Hill CA Treasures 0-02-199970-8 - 2009 MacMillan-McGraw Hill CA Treasures 0-02-199971-6 - 2009 MacMillan-McGraw Hill CA Treasures 0-02-199972-4 - 2009 MacMillan-McGraw Hill</p> <p style="text-align: center;">Heritage Junior High</p> <p>Grammar and Writing 8th Grade Curtis Hake 2013 9781935839231 To Kill a Mockingbird Harper Lee 9780446310786 The Hobbit J.R. Tolkien 9780345339683 Fahrenheit 451 Ray Bradbury 1451673310 King Arthur Roger Lancelyn Green 9780141321011 The Children of Odin Padric Colum 9780068968856 Julius Caesar William Shakespeare 800759268764 Narrative of the Life of Frederick Douglass 978-0486284996 Killer Angels 978-0345348104</p> <p style="text-align: center;">Heritage Flex Academy</p> <p>California Treasures Volume 1 Teacher's Edition 978-0-02-199997-2 California Treasures Volume 2 Teacher's Edition 978-0-02-199998-9 California Treasures Volume 3 Teacher's Edition 978-0-02-199999-6 California Treasures Volume 4 Teacher's Edition 978-0-02-200001-1 California Treasures Volume 5 Teacher's Edition 978-0-02-200002-8 California Treasures Volume 6 Teacher's Edition 978-0-02-200003-5 California Treasures Volume 7 Teacher's Edition 978-0-02-201922-8 California Treasures Volume 8 Teacher's Edition 978-0-02-201923-5 California Treasures Volume 9 Teacher's Edition 978-0-02-201924-2 California Treasures Volume 10 Teacher's Edition 978-0-02-201925-9 CA Treasures Volume 1.1 0-02-199961-9 CA Treasures Volume 1.2 0-02-199962-7 CA Treasures Volume 1.3 0-02-199963-5 CA Treasures Volume 1.4 0-02-199964-3 CA Treasures Volume 1.5 0-02-199965-1 CA Treasures Volume 1.6 0-02-202195-7 - 2009 MacMillan-McGraw Hill CA Treasures Volume 2.1 0-02-199966-X CA Treasures Volume 2.2 0-02-199967-8 CA Treasures Volume 3.1 0-02-199968-6 CA Treasures Volume 3.2 0-02-199969-4 - 2009 MacMillan-McGraw Hill CA Treasures 0-02-199970-8 - 2009 MacMillan-McGraw Hill Core Skills Phonics K and 1, 978-0-544-26773-2, 978-0-544-26774-9, Houghton Mifflin Harcourt Core Skills Phonics Level 2, 978-0-544-26775-6, Houghton Mifflin Harcourt Easy Grammar 3, 2006, Easy Grammar Systems Easy Grammar 4, 2008, Easy Grammar Systems Easy Grammar 5, 2008, Easy Grammar Systems Easy Grammar 6, 2008, Easy Grammar Systems Easy Grammar Plus, 2008 Easy Grammar Systems 180 Daily Teaching Lessons Grade 8, 2008 Easy Grammar Systems Teaching Writing, Structure and Style, 2nd Edition, 1999-2018 Institute For Excellence in Writing</p>	Yes	0.00 %

The Core Knowledge Sequence: Content and Skill Guidelines for Kindergarten-Grade 8 ISBN:

978-1-890517-25-0

Core Skills Phonics K and 1, 978-0-544-26773-2, 978-0-544-26774-9,

Mathematics	Heritage Elementary	Yes	0.00 %
<p>Saxon Student Refill Kit & Classroom Materials 9781600327599 Saxon Student Refill Kit 9781602770737</p> <p>Saxon Student Refill Kit 9781602770744</p> <p>Saxon Student Refill Kit 9781602770751</p> <p>Saxon Intermediate 4 Volume 1 1-60032-543-2</p> <p>Saxon Intermediate 4 Volume 2 1-60277-020-4</p> <p>Saxon Intermediate 5 Volume 1 1-60032-549-1</p> <p>Saxon Intermediate 5 Volume 2 1-60277-022-0</p> <p>Saxon Intermediate 6 Volume 1 1-60032-551-3</p> <p>Saxon Intermediate 6 Volume 2 1-60277-024-7 Houghton Mifflin Harcourt 2008</p> <p>Grade K- Saxon Student Resource Package (9781328626509) 2018</p> <p>Grade 1- Saxon Student Resource Package (9781328626516) 2018</p> <p>Grade 2- Saxon Student Resource Package (9781328626523) 2018</p> <p>Grade 3- Saxon Student Resource Package (9781328626530) 2018</p> <p>Grade 4- 2018 Saxon Math Student Resource Package with 6 Year Digital (9781328626875) 2018</p> <p>Grade 5- Saxon Intermediate 6 Volume 1 (1-60032-551-3)</p> <p>Grade 5- Saxon Intermediate 6 Volume 2 (1-60277-024-7) Houghton Mifflin Harcourt 2008</p> <p>Grade 6- 2018 Saxon Math Student Resource Package with 6 Year Digital Course 1 (9781328627049) 2018</p>	Heritage Junior High		
	<p>Saxon Course 1 Stephen Hake 2012 9781591417835</p> <p>Saxon Course 2 Stephen Hake 2012 9781591418356</p> <p>Saxon Course 3 Stephen Hake 2012 9781591418849</p> <p>Saxon Algebra 1 Stephen Hake 2009 9781602773011</p> <p>Saxon Algebra 2 Stephen Hake 2009 9781602773035</p> <p>Geometry McDougal Littrell 2004 9780618250226</p>		
	Heritage Flex Academy		
	<p>Saxon Math K, Volume 1 & 2, Student Refill Kit & Classroom Materials 9781600327599 2012 Houghton Mifflin Harcourt</p> <p>Saxon Math 1, Student Refill Kit 9781602770737 2012 Houghton Mifflin Harcourt</p> <p>Saxon Math 2, Student Refill Kit 9781602770744 - 2012 Houghton Mifflin Harcourt</p> <p>Saxon Math 3, Student Refill Kit 9781602770751 - 2012 Houghton Mifflin Harcourt</p> <p>Saxon Intermediate 4 Volume 1 1-60032-543-2</p> <p>Saxon Intermediate 4 Volume 2 1-60277-020-4 - 2012 Houghton Mifflin Harcourt</p> <p>Saxon Intermediate 6 Volume 1 1-60032-551-3</p> <p>Saxon Intermediate 6 Volume 2 1-60277-024-7 - 2012 Houghton Mifflin Harcourt</p> <p>Saxon Math Course 2, 2012 Houghton Mifflin Harcourt</p> <p>Saxon Math Course 3, 2012 Houghton Mifflin Harcourt</p> <p>Saxon Algebra 1, 2009 Houghton Mifflin Harcourt</p>		
Science	Heritage Elementary	Yes	0.00 %
	<p>Guided Science Readers SuperSet Animals Teaching Guide and Materials 0-545-44272-9</p> <p>National Geographic Kids Series</p> <p>Science Student Edition 0-02-280034-4</p> <p>Science 2002 McGraw Hill</p> <p>Science Student Edition 0-02-280035-2</p> <p>Science MacMillan 2002</p> <p>Science 0-02-280036-0 Science McGraw-Hill 2002</p> <p>Science 0-02-284379-5 - Science 2009 MacMillan-McGraw Hill</p> <p>Science 0-02-284379-5 - Science 2009 MacMillan-McGraw Hill</p> <p>Science 0-02-284381-7 - Science 2009 MacMillan-McGraw Hill</p>		
	Heritage Junior High		
	<p>6 Year Earth Science (7th grade) Holt McDougal 2012 9780544317338</p> <p>6 Year Life Sciences (7th grade) Holt McDougal 2012 9780544317314</p> <p>6 Year Physical Science (8th grade) Holt McDougal 2012 9780544317352</p> <p>Elemental Science, Inc.; Earth Science & Astronomy for the Grammar Stage, 2014, updated edition</p> <p>Elemental Science, Inc.; Earth Science and Astronomy for the Logic Stage, 2016, 2nd edition</p> <p>Elemental Science, Inc.; Chemistry for the Grammar Stage, 2017, updated edition</p>		

<p>Elemental Science, Inc.; Chemistry for the Logic Stage, 2017, 3rd edition Elemental Science, Inc.; Biology for the Grammar Stage Elemental Science, Inc.; Biology for the Logic Stage</p> <p style="text-align: center;">Heritage Flex Academy Science</p> <p>The Core Knowledge Sequence: Content and Skill Guidelines for Kindergarten-Grade 8 ISBN: 978-1-890517-25-0 Elemental Science Physics for the Grammar Stage ISBN: 978-1-935614-64-7 Elemental Science Physics for the Logic Stage ISBN: 978-1-935614-40-1</p>			
History-Social Science	<p style="text-align: center;">Heritage Elementary</p> <p>Scholastic News Let's Find Out Magazines- Weekly Publications Scholastic News Magazine- Weekly Publication CA Vistas People and Places 0-02-150517-9 2007 MacMillan McGraw Hill Scholastic News Magazines- Weekly Publication 0-02-150511-X - 2009 MacMillan-McGraw Hill Our Golden State 0-02-150512-8 - 2009 MacMillan-McGraw Hill Making A Nation 0-02-150513-6 - 2009 MacMillan-McGraw Hill Ancient Civilizations 0-02-150514-4 - 2009 MacMillan-McGraw Hill</p> <p style="text-align: center;">Heritage Junior High</p> <p>World History Full Survey Holt McDougal 2012 9780544318632 U.S. History Holt McDougal 2012 9780030412288</p> <p style="text-align: center;">Heritage Flex Academy</p> <p>CA Vistas People and Places 0-02-150517-9 2007 MacMillan McGraw Hill 0-02-150511-X - 2009 MacMillan-McGraw Hill Our Golden State 0-02-150512-8- 2009 MacMillan-McGraw Hill Making A Nation 0-02-150513-6 - 2009 MacMillan-McGraw Hill Ancient Civilizations 0-02-150514-4 - 2009 MacMillan-McGraw Hill The Core Knowledge Sequence: Content and Skill Guidelines for Kindergarten-Grade 8 ISBN: 978-1-890517-25-0 The History of US: Eleven Volume Set 978-0195327274 Kingfisher History Encyclopedia 978-0753468753 The Little History of the World 978-80300143324</p>	Yes	0.00 %
Foreign Language	N/A		0.00 %
Health	N/A		0.00 %
Visual and Performing Arts	N/A	Yes	0.0 %
Science Lab Eqpmt (Grades 9-12)	N/A	N/A	0.0 %

Note: Cells with N/A values do not require data.

Last updated: 1/22/2020

School Facility Conditions and Planned Improvements

Heritage K-8 Charter School is currently housed on three campuses. Visitors to each campus must check-in at the Main Office and wear visitor badges. In addition, all staff members are trained to report any disturbances or unauthorized visitors, and administrators frequently tour the campus to ensure the well-being of all students.

We consider student and staff safety a top priority and are prepared for major emergency situations. Simplified emergency procedures for various emergencies (e.g., fire, earthquake, etc.) are promulgated to the staff, reviewed with the students, and practiced on campus at regular intervals. Heritage Elementary, Heritage Junior High, and Heritage Flex Academy have board-approved Comprehensive School Safety Plans as required by law.

Heritage Elementary (Grades K-6, Traditional)

Heritage Elementary is housed in four buildings on East Valley Parkway in Escondido, California. The physical addresses of the buildings are as follows:

1845 East Valley Parkway, Escondido, CA 92027
1855 East Valley Parkway, Escondido, CA 92027
1865 East Valley Parkway, Escondido, CA 92027
1875 East Valley Parkway, Escondido, CA 92027

The campus has over 50,000 square feet of indoor space with 34 classrooms, a library, a multi-purpose/assembly room, and administrative offices. The outside space includes a large field covered with artificial turf.

Heritage Elementary is a "closed" campus, secured by a six-foot security fence around the entire perimeter plus an additional ten-foot fence on the back perimeter. Two full-time maintenance/security personnel are on campus throughout the school day. In the summer of 2019, all of the interior walls were painted.

Heritage Junior High (Grades 7-8, Traditional)

Heritage Junior High is housed in the East Valley Community Center, located at: 2255 East Valley Parkway, Escondido, CA 92027

The campus has over 20,000 square feet of indoor space with 15 classrooms and labs, and administrative offices. The outside space includes a large asphalt lunch and exercise area with an adjacent athletic field.

Heritage Junior High is a "closed" campus, secured by an eight-foot security fence around the sides and back and with heavy gates on the front. Two full-time maintenance/security personnel are on campus throughout the school day. In the summer of 2019, all of the interior walls were painted.

Heritage Flex Academy (Grades K-8, Flex)

Heritage Flex Academy is housed adjacent to the East Valley Community Center at: 2269 East Valley Parkway, Escondido, CA 92027

The Heritage Flex Academy campus has over 10,000 square feet of indoor space with 11 classrooms, a kitchen, and administrative offices. The outside space includes covered playground equipment. Heritage Flex Academy is a "closed" campus secured by a wall around the entire perimeter. Gates are locked five minutes after the school day begins. Maintenance/security personnel are on campus throughout the school day. In the summer of 2019, all of the interior walls were painted.

Last updated: 1/22/2020

School Facility Good Repair Status

Year and month of the most recent FIT report: January 2020

System Inspected	Rating	Repair Needed and Action Taken or Planned
Systems: Gas Leaks, Mechanical/HVAC, Sewer	Good	No additional maintenance is required at this time.
Interior: Interior Surfaces	Good	The carpet is two years old and all interior surfaces were painted over the 2019 summer.
Cleanliness: Overall Cleanliness, Pest/Vermin Infestation	Good	The facilities were deep-cleaned over the summer, and we have a regular cleaning schedule that we follow throughout the year. We contract with a pest control company to ensure that we do not have problems with pests.
Electrical: Electrical	Good	

No additional maintenance is required at this time.

Restrooms/Fountains: Restrooms, Sinks/Fountains	Good	All of our restrooms are in good condition and all drinking fountains are in good working order.
Safety: Fire Safety, Hazardous Materials	Good	All fire extinguishers are serviced yearly and sprinkler systems are inspected on an annual basis. All campuses passed their annual fire inspection.
Structural: Structural Damage, Roofs	Good	Roofs have been repaired or resurfaced over the last two years.
External: Playground/School Grounds, Windows/Doors/Gates/Fences	Good	All windows, fences, and gates are in good working order.

Overall Facility Rate

Year and month of the most recent FIT report: January 2020

Overall Rating	Exemplary
----------------	-----------

Last updated: 1/22/2020

B. Pupil Outcomes

State Priority: Pupil Achievement

The SARC provides the following information relevant to the State priority: Pupil Achievement (Priority 4):

- **Statewide assessments** (i.e., California Assessment of Student Performance and Progress [CAASPP] System, which includes the Smarter Balanced Summative Assessments for students in the general education population and the California Alternate Assessments [CAAs] for English language arts/literacy [ELA] and mathematics given in grades three through eight and grade eleven. Only eligible students may participate in the administration of the CAAs. CAAs items are aligned with alternate achievement standards, which are linked with the Common Core State Standards [CCSS] for students with the most significant cognitive disabilities); and
- The percentage of students who have successfully completed courses that satisfy the requirements for entrance to the University of California and the California State University, or career technical education sequences or programs of study.

**CAASPP Test Results in ELA and Mathematics for All Students
Grades Three through Eight and Grade Eleven
Percentage of Students Meeting or Exceeding the State Standard**

Subject	School 2017–18	School 2018–19	District 2017–18	District 2018–19	State 2017–18	State 2018–19
English Language Arts / Literacy (grades 3-8 and 11)	60%	60%	44%	41%	50.0%	50.0%
Mathematics (grades 3-8 and 11)	57%	59%	32%	29%	38.0%	39.0%

Note: Percentages are not calculated when the number of students tested is ten or less, either because the number of students in this category is too small for statistical accuracy or to protect student privacy.

Note: ELA and Mathematics test results include the Smarter Balanced Summative Assessment and the CAA. The "Percent Met or Exceeded" is calculated by taking the total number of students who met or exceeded the standard on the Smarter Balanced Summative Assessment plus the total number of students who met the standard (i.e., achieved Level 3-Alternate) on the CAAs divided by the total number of students who participated in both assessments.

Last updated: 1/10/2020

**CAASPP Test Results in ELA by Student Group
Grades Three through Eight and Grade Eleven (School Year 2018—19)**

Student Group	Total Enrollment	Number Tested	Percent Tested	Percent Not Tested	Percent Met or Exceeded
All Students	828	808	97.58%	2.42%	60.40%
Male	399	392	98.25%	1.75%	51.79%
Female	429	416	96.97%	3.03%	68.51%
Black or African American	16	16	100.00%	0.00%	56.25%
American Indian or Alaska Native	--	--	--	--	
Asian	46	45	97.83%	2.17%	80.00%
Filipino	37	37	100.00%	0.00%	81.08%
Hispanic or Latino	360	351	97.50%	2.50%	50.71%
Native Hawaiian or Pacific Islander	--	--	--	--	
White	330	322	97.58%	2.42%	66.15%
Two or More Races	20	19	95.00%	5.00%	57.89%
Socioeconomically Disadvantaged	369	361	97.83%	2.17%	50.97%
English Learners	145	142	97.93%	2.07%	40.14%
Students with Disabilities	33	29	87.88%	12.12%	41.38%
Students Receiving Migrant Education Services					
Foster Youth	--	--	--	--	
Homeless					

Note: ELA test results include the Smarter Balanced Summative Assessment and the CAA. The "Percent Met or Exceeded" is calculated by taking the total number of students who met or exceeded the standard on the Smarter Balanced Summative Assessment plus the total number of students who met the standard (i.e., achieved Level 3--Alternate) on the CAAs divided by the total number of students who participated in both assessments.

Note: Double dashes (--) appear in the table when the number of students is ten or less, either because the number of students in this category is too small for statistical accuracy or to protect student privacy.

Note: The number of students tested includes all students who participated in the test whether they received a score or not; however, the number of students tested is not the number that was used to calculate the achievement level percentages. The achievement level percentages are calculated using only students who received scores.

Last updated: 1/10/2020

**CAASPP Test Results in Mathematics by Student Group
Grades Three through Eight and Grade Eleven (School Year 2018—19)**

Student Group	Total Enrollment	Number Tested	Percent Tested	Percent Not Tested	Percent Met or Exceeded
All Students	828	807	97.46%	2.54%	58.86%
Male	399	389	97.49%	2.51%	58.35%
Female	429	418	97.44%	2.56%	59.33%
Black or African American	16	15	93.75%	6.25%	40.00%
American Indian or Alaska Native	--	--	--	--	
Asian	46	45	97.83%	2.17%	86.67%
Filipino	37	37	100.00%	0.00%	72.97%
Hispanic or Latino	360	352	97.78%	2.22%	45.45%
Native Hawaiian or Pacific Islander	--	--	--	--	
White	330	321	97.27%	2.73%	69.47%
Two or More Races	20	19	95.00%	5.00%	63.16%
Socioeconomically Disadvantaged	369	361	97.83%	2.17%	47.09%
English Learners	145	143	98.62%	1.38%	33.57%
Students with Disabilities	33	29	87.88%	12.12%	41.38%
Students Receiving Migrant Education Services					
Foster Youth	--	--	--	--	
Homeless					

Note: Mathematics test results include the Smarter Balanced Summative Assessment and the CAA. The "Percent Met or Exceeded" is calculated by taking the total number of students who met or exceeded the standard on the Smarter Balanced Summative Assessment plus the total number of students who met the standard (i.e., achieved Level 3--Alternate) on the CAAs divided by the total number of students who participated in both assessments.

Note: Double dashes (--) appear in the table when the number of students is ten or less, either because the number of students in this category is too small for statistical accuracy or to protect student privacy.

Note: The number of students tested includes all students who participated in the test whether they received a score or not; however, the number of students tested is not the number that was used to calculate the achievement level percentages. The achievement level percentages are calculated using only students who received scores.

Last updated: 1/10/2020

**CAASPP Test Results in Science for All Students
Grades Five, Eight and High School
Percentage of Students Meeting or Exceeding the State Standard**

Subject	School 2017—18	School 2018—19	District 2017—18	District 2018—19	State 2017—18	State 2018—19
Science (grades 5, 8, and high school)	N/A	N/A	N/A	N/A	N/A	N/A

Note: Cells with N/A values do not require data.

Note: This is a placeholder for the California Science Test (CAST) which was administered operationally during the 2018–19 school year. However, these data are not available for inclusion in the 2018–19 SARC posting due February 1, 2020. These data will be included in the 2019–20 SARC posting due February 1, 2021.

Last updated: 1/10/2020

Courses for University of California (UC) and/or California State University (CSU) Admission

UC/CSU Course Measure	Percent
2018—19 Pupils Enrolled in Courses Required for UC/CSU Admission	0.00%
2017—18 Graduates Who Completed All Courses Required for UC/CSU Admission	0.00%

State Priority: Other Pupil Outcomes

The SARC provides the following information relevant to the State priority: Other Pupil Outcomes (Priority 8):

- Pupil outcomes in the subject area of physical education

California Physical Fitness Test Results (School Year 2018—19)

Grade Level	Percentage of Students Meeting Four of Six Fitness Standards	Percentage of Students Meeting Five of Six Fitness Standards	Percentage of Students Meeting Six of Six Fitness Standards
5	14.50%	29.10%	34.20%
7	15.50%	24.10%	39.70%

Note: Percentages are not calculated and double dashes (--) appear in the table when the number of students tested is ten or less, either because the number of students in this category is too small for statistical accuracy or to protect student privacy.

Last updated: 1/17/2020

C. Engagement

State Priority: Parental Involvement

The SARC provides the following information relevant to the State priority: Parental Involvement (Priority 3):

- Efforts the school district makes to seek parent input in making decisions for the school district and each school site

Opportunities for Parental Involvement (School Year 2019—20)

It is an essential principle of Heritage K-8 Charter School that students are best able to reach their full potential when there is a high level of involvement by their parents in their education. The school encourages all stakeholders to participate in and share responsibility for the educational process and educational results.

Parents will have the opportunity to be involved in their child's education in each of our programs as described below.

Heritage Elementary (Grades K-6, Traditional)

At Heritage Elementary, parents are invited to participate in many activities in the classrooms and on campus. In the lower primary grades, parents have the opportunity to assist in small reading group instruction. At all grade levels, parents can volunteer in the classrooms and can assist with special classroom events and classroom parties. School-wide, parents can volunteer in the library and can assist in the office or uniform room. Parents can also be involved in lunch fundraisers and major schoolwide events and assemblies, and are invited to assist as chaperones on school field trips.

Heritage Junior High (Grades 7-8, Traditional)

At Heritage Junior High, parents have the opportunity to be involved in their student's education in many ways. They can keep current with their student's homework assignments through the email homework list. They also have 24-hour access to their student's grades, so they can monitor and assist their students at home. Parents get a weekly newsletter updating them on upcoming school activities and volunteer opportunities. Those opportunities include serving as chaperones at student dances and field trips, helping to coordinate and staff the annual book fair and teacher appreciation week, and getting involved in the School's extra-curricular activities as coaches and assistant coaches.

Heritage Flex Academy (Grades K-8, Flex)

At Heritage Flex Academy, parents are integrally involved in their student's daily educational progress. In the Home Learning option, parents are the primary educators of their students with the guidance and support of a credentialed teacher and Academic Adviser. Parents in the Flex Hybrid option are also involved in their student's educational program, but they share that responsibility with the school two days per week. This learning model requires parent involvement on non-classroom days and enables parents to tailor the curriculum to their student's learning needs. Parents also have opportunities to volunteer in their student's classroom, to help out with the School's enrichment program, or to assist with office administrative tasks.

State Priority: Pupil Engagement

Last updated: 1/22/2020

The SARC provides the following information relevant to the State priority: Pupil Engagement (Priority 5):

- High school dropout rates; and
- High school graduation rates

State Priority: School Climate

The SARC provides the following information relevant to the State priority: School Climate (Priority 6):

- Pupil suspension rates;
- Pupil expulsion rates; and
- Other local measures on the sense of safety

Suspensions and Expulsions

Rate	School 2016—17	School 2017—18	School 2018—19	District 2016—17	District 2017—18	District 2018—19	State 2016—17	State 2017—18	State 2018—19
Suspensions	0.40%	1.90%	2.50%	2.60%	2.70%	2.70%	3.60%	3.50%	3.50%
Expulsions	0.00%	0.10%	0.00%	0.00%	0.10%	0.10%	0.10%	0.10%	0.10%

Last updated: 1/10/2020

School Safety Plan (School Year 2019—20)

Heritage K-8 Charter School prides itself on providing a safe, orderly learning environment. Fire drills are held at least twice each school year, and lock-down drills are held at least once each school year. The school has an Emergency Procedures manual that details protocols in emergency situations including building evacuation, lock-down, and building containment. All classrooms are equipped to receive intercom instructions from the main office in case of an emergency, and personnel has been trained on protocols and procedures to follow. In 2016, the school implemented an increased use of walkie-talkies to communicate between administrators and support staff. Heritage K-8 Charter School has developed a Board approved Comprehensive School Safety Plan as required by state law.

Heritage K-8 Charter School is currently housed on three campuses. Visitors to each campus must check in at the Main Office and wear visitor badges. In addition, all staff members are trained to report any disturbances or unauthorized visitors, and administrators frequently tour the campus to ensure the well-being of all students.

Heritage Elementary is a "closed" campus, secured by a six-foot security fence around the entire perimeter plus an additional ten-foot fence on the back perimeter. Two full-time maintenance/security personnel are on campus throughout the school day.

Heritage Junior High is a "closed" campus, secured by an eight-foot security fence around the sides and back and with heavy gates on the front. Two full-time maintenance/security personnel are on campus throughout the school day.

Heritage Flex Academy is also a "closed" campus secured by a wall around the entire perimeter. Gates are locked five minutes after the school day begins. Maintenance/security personnel are on campus throughout the school day.

Last updated: 1/22/2020

D. Other SARC Information

The information in this section is required to be in the SARC but is not included in the state priorities for LCFF.

Average Class Size and Class Size Distribution (Elementary) School Year (2016—17)

Grade Level	Average Class Size	Number of Classes * 1-20	Number of Classes * 21-32	Number of Classes * 33+
K	16.00	6		
1	19.00	2	3	
2	19.00	2	3	
3	19.00	2	3	
4	26.00	4	20	4
5	26.00	4	20	4
6	25.00	6	23	4
Other**				

* Number of classes indicates how many classes fall into each size category (a range of total students per class).

** "Other" category is for multi-grade level classes.

Average Class Size and Class Size Distribution (Elementary) School Year (2017—18)

Grade Level	Average Class Size	Number of Classes * 1-20	Number of Classes * 21-32	Number of Classes * 33+
K	17.00	7		
1	18.00	4	2	
2	20.00	2	3	
3	20.00	2	3	
4	25.00	4	20	4
5	23.00	5	29	3
6	23.00	7	43	2
Other**				

* Number of classes indicates how many classes fall into each size category (a range of total students per class).

** "Other" category is for multi-grade level classes.

Average Class Size and Class Size Distribution (Elementary) School Year (2018—19)

Grade Level	Average Class Size	Number of Classes * 1-20	Number of Classes * 21-32	Number of Classes * 33+
K	19.25	4	0	0
1	19.25	3	1	0
2	19.50	4	0	0
3	24.00	0	3	0
4	24.30	0	3	0
5	23.50	0	4	0
6	22.40	0	5	0
Other**	0.00	0	0	0

* Number of classes indicates how many classes fall into each size category (a range of total students per class).

** "Other" category is for multi-grade level classes.

Last updated: 1/23/2020

Average Class Size and Class Size Distribution (Secondary) (School Year 2016—17)

Subject	Average Class Size	Number of Classes * 1-22	Number of Classes * 23-32	Number of Classes * 33+
English	17.00	15	1	
Mathematics	15.00	7	2	
Science	17.00	8		
Social Science	17.00	8		

* Number of classes indicates how many classrooms fall into each size category (a range of total students per classroom). At the secondary school level, this information is reported by subject area rather than grade level.

Average Class Size and Class Size Distribution (Secondary) (School Year 2017—18)

Subject	Average Class Size	Number of Classes * 1-22	Number of Classes * 23-32	Number of Classes * 33+
English	23.00	11	19	
Mathematics	20.00	7	10	
Science	23.00	5	10	
Social Science	23.00	5	10	

* Number of classes indicates how many classrooms fall into each size category (a range of total students per classroom). At the secondary school level, this information is reported by subject area rather than grade level.

Average Class Size and Class Size Distribution (Secondary) (School Year 2018—19)

Subject	Average Class Size	Number of Classes * 1-22	Number of Classes * 23-32	Number of Classes * 33+
English	24.00	5	19	0
Mathematics	19.20	12	3	0
Science	24.00	1	11	0
Social Science	24.00	5	7	0

* Number of classes indicates how many classrooms fall into each size category (a range of total students per classroom). At the secondary school level, this information is reported by subject area rather than grade level.

Last updated: 1/23/2020

Ratio of Academic Counselors to Pupils (School Year 2018—19)

Title	Ratio**
Counselors*	1

*One Full Time Equivalent (FTE) equals one staff member working full time; one FTE could also represent two staff members who each work 50 percent of full time.

**Average Number of Pupils per Counselor

Last updated: 1/21/2020

Student Support Services Staff (School Year 2018—19)

Special education professionals including speech pathologists, psychologists, and resource specialists are provided as needed by the sponsoring district.

Title	Number of FTE* Assigned to School
Counselor (Academic, Social/Behavioral or Career Development)	3.50
Library Media Teacher (Librarian)	1.00
Library Media Services Staff (Paraprofessional)	
Psychologist	
Social Worker	1.00
Nurse	2.00
Speech/Language/Hearing Specialist	
Resource Specialist (non-teaching)	
Other	3.50

*One Full Time Equivalent (FTE) equals one staff member working full time; one FTE could also represent two staff members who each work 50 percent of full time.

Last updated: 1/21/2020

Expenditures Per Pupil and School Site Teacher Salaries (Fiscal Year 2017—18)

Level	Total Expenditures Per Pupil	Expenditures Per Pupil (Restricted)	Expenditures Per Pupil (Unrestricted)	Average Teacher Salary
School Site	\$8424.00	\$744.00	\$7679.00	\$76364.00
District	N/A	N/A	--	\$76887.00
Percent Difference – School Site and District	N/A	N/A	--	--
State	N/A	N/A	\$7506.64	\$82663.00
Percent Difference – School Site and State	N/A	N/A	--	--

Note: Cells with N/A values do not require data.

Last updated: 1/17/2020

Types of Services Funded (Fiscal Year 2018—19)

The total cost of operating Heritage K8 Charter School for the 2017-18 school year was \$9,647,956. Fifty-six percent (54%) of the total budget was spent directly in classrooms for teachers, teacher aides, books, supplies, and equipment. Thirty-one percent (31%) of the total budget was spent at the school site for certificated and classified support services such as office personnel, counselors, technology support, and school administrators.

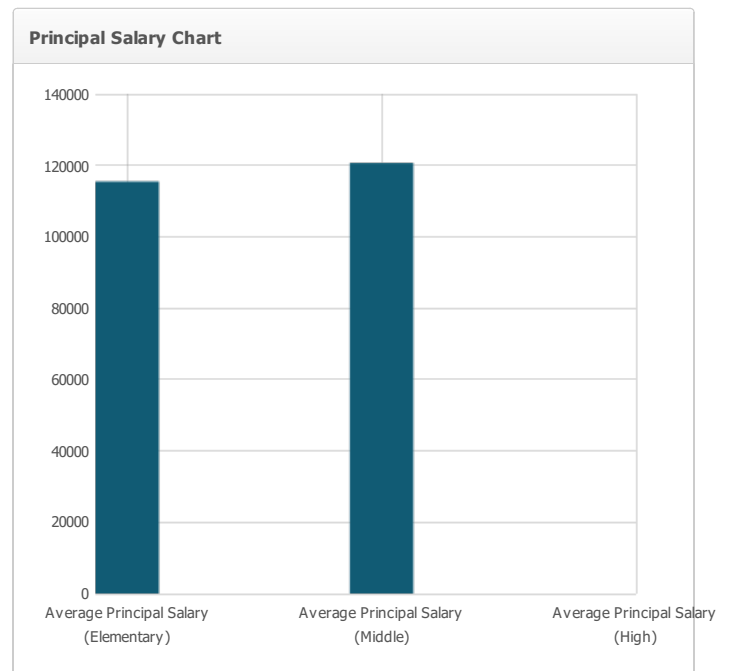
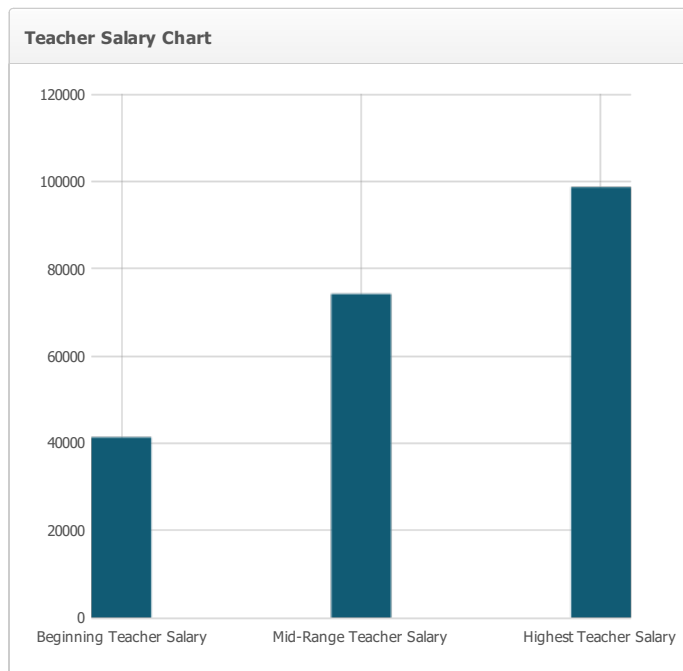
Last updated: 1/17/2020

Teacher and Administrative Salaries (Fiscal Year 2017–18)

Salary data is from the sponsoring district and not Heritage K-8 Charter School.

Category	District Amount	State Average For Districts In Same Category
Beginning Teacher Salary	\$41,321	\$45,741
Mid-Range Teacher Salary	\$74,174	\$81,840
Highest Teacher Salary	\$98,658	\$102,065
Average Principal Salary (Elementary)	\$115,472	\$129,221
Average Principal Salary (Middle)	\$120,675	\$132,874
Average Principal Salary (High)	\$	\$128,660
Superintendent Salary	\$228,631	\$224,581
Percent of Budget for Teacher Salaries	36.00%	36.00%
Percent of Budget for Administrative Salaries	4.00%	5.00%

For detailed information on salaries, see the CDE Certificated Salaries & Benefits web page at <https://www.cde.ca.gov/ds/fd/cs/>.



Last updated: 1/10/2020

Professional Development

2017 - 2018

Full: 3

Partial: 31

2018 - 2019

Full: 3

Partial: 31

2019 - 2020

Full: 3

Partial: 31

2017 - 2018

Full: 3

Partial: 31

2018 - 2019

Full: 3

Partial: 31

2019 - 2020

Full: 3

Partial: 31

Measure	2017—18	2018—19	2019—20
Number of school days dedicated to Staff Development and Continuous Improvement	34	34	33

Last updated: 1/21/2020